

4. Master bedroom bed

THE MOMENT BED

CONTENTS

01

INTRODUCTION

02

Mood board

03

Sketches

04

Video

05

Design Shots

06

Shop Drawings




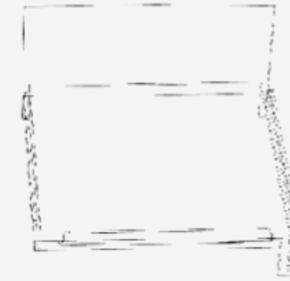
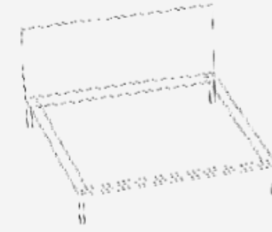
Client needs and his issues
are my guides .
(my main criteria)

01

INTRODUCTION

After doing survey between a group of users .
I came to a number of important points :

- The sides of the bed are a preferred option to keep it organized, but there is a problem facing the user while placing the sheet, the fingers of the hands may gets hurt ,
From here, (the best solution is to place the sides of the bed, leaving openings for easy organization of the sheets. (Making sure to have a soft and smooth finish on the edges))
- Everyone unanimously agreed not to put any protrusion in the bed or any ornaments because it annoys them and makes them completely uncomfortable.
(The best solution was to use the minimalist design)
- The current trend is wood strips (so making parallel channels in the back of the bed is the most suitable for all current designs with a depth of bit not exceeding 3 mm)
- Moving the bed and reinstalling is exhausting so (to be easy installation is better option)
- - Beech wood is the best species used in furniture, especially beds, and it is preferred with its texture without any paints.



02

Mood board .
(depends on survey)

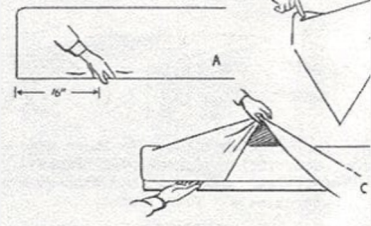

Minimalism

Cost

Client

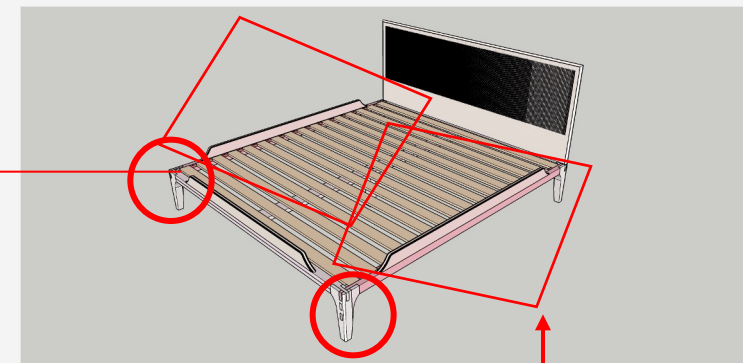
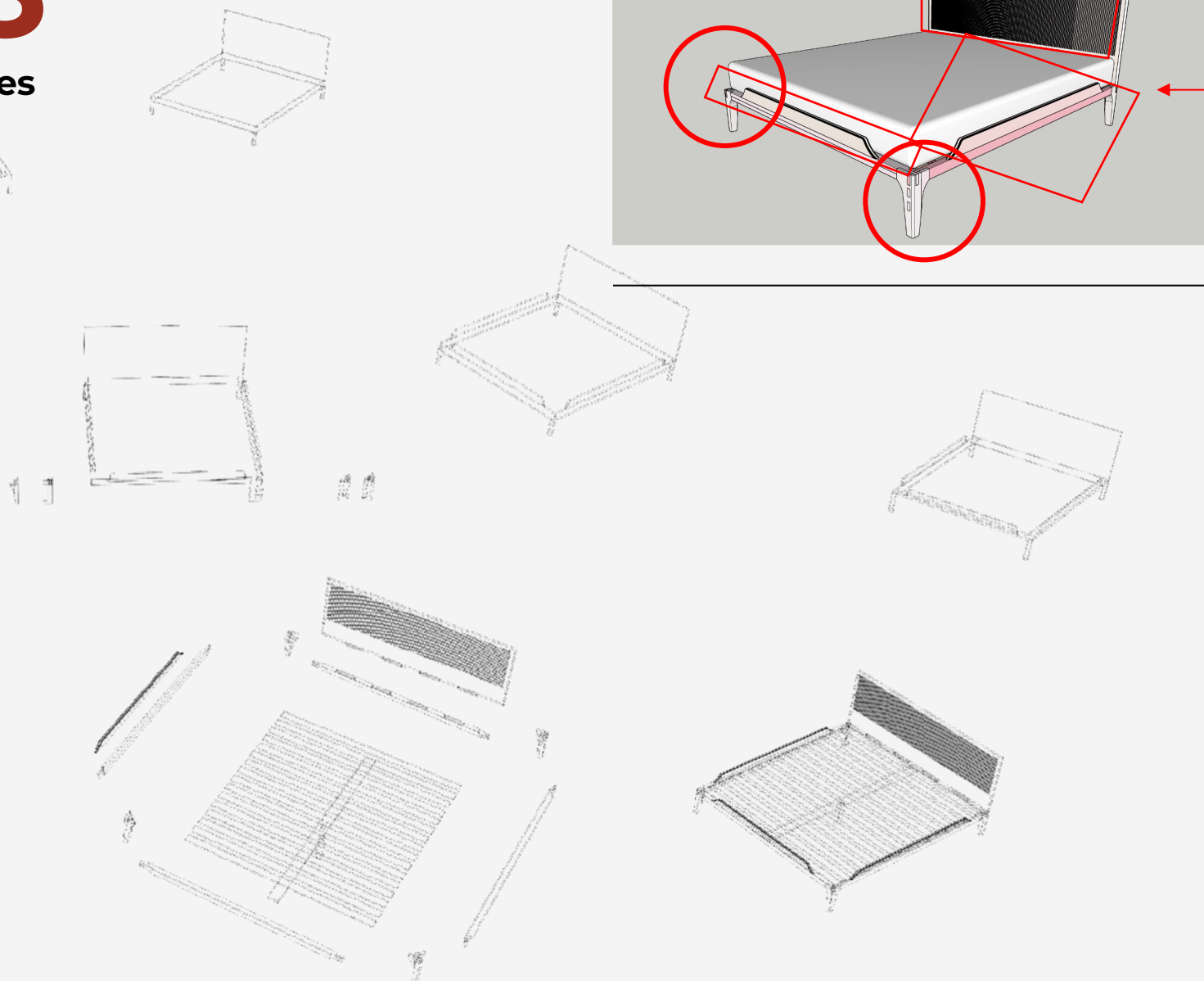
Easy
installation

Trendy

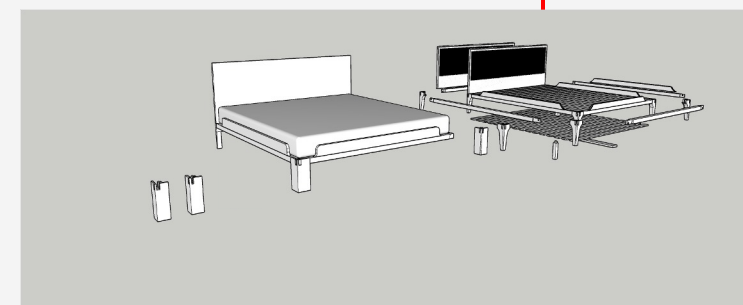


03

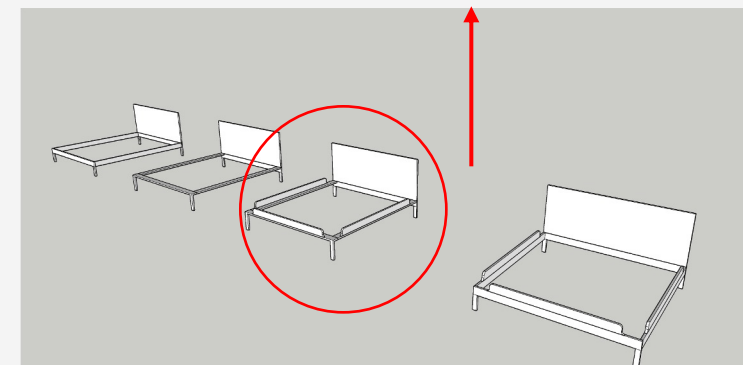
Sketches



Final Sketch



Updated Sketches



Sketches at the beginning

04

Video



05

Design Shots


















06

Shop Drawings



Shop Drawings.pdf



AHMED ORMA

EMAIL ADRESS: ahmedorma2050@gmail.com

PHONE NUMBER: +201550424786

